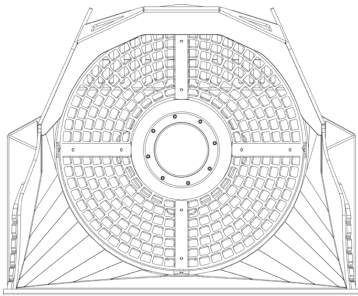

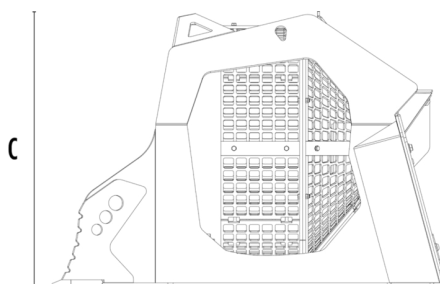


# SCREENING BUCKET MB-LS170 S2





A



B



## SPECIFICATIONS

 Recommended backhoe loader	ton	8 - 15
 Recommended loader*	ton	8 - 15
Weight	ton	1,45
Load capacity	m <sup>3</sup>	1,10
Pressure	bar	160 - 200
Back pressure	bar	< 20
Oil flow rate**	l/min	80 - 100
Basket diameter	mm	1200
Basket depth	mm	900
Size A	mm	1670
Size B	mm	1930
Size C	mm	1360

\* Please verify machine's Rated Operating Capacity

\*\* The minimum hydraulic flow rate value must be alongside the required operating pressure

## OPTIONAL ACCESSORIES

Hour meter

24 Month warranty

## APPLICATION AREAS



Road works



Quarry



Mines



Tunnels



Enclosed spaces



Recycling aggregates



Urban construction site



Maintaining landscape and agricultural areas