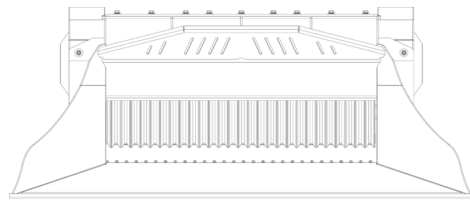

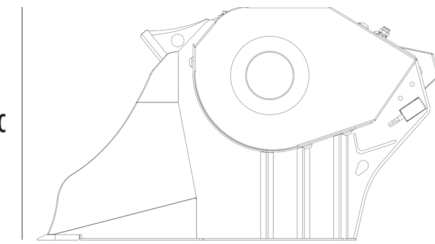


# CRUSHER BUCKET

# MB-L200 S2






A



B



## SPECIFICATIONS

 Recommended excavator	ton	12 - 17
 Recommended backhoe loader/loader*	ton	7 - 12
 Recommended skid steer loader*	ton	6 - 8
Weight	ton	1,5
Load capacity	m <sup>3</sup>	0,43
Pressure	bar	200 - 280
Back pressure	bar	< 10
Oil flow rate**	l/min	120 - 200
Mouth width	mm	1185
Mouth height	mm	280
Size A	mm	2030
Size B	mm	1435
Size C	mm	835

\* Please verify machine's Rated Operating Capacity

\*\* The minimum hydraulic flow rate value must be alongside the required operating pressure

## OPTIONAL ACCESSORIES

Dust suppression kit \_\_\_\_\_ Hour meter \_\_\_\_\_

24 Month warranty \_\_\_\_\_

## APPLICATION AREAS



Demolitions



Road works



Recycling aggregates



Urban construction site