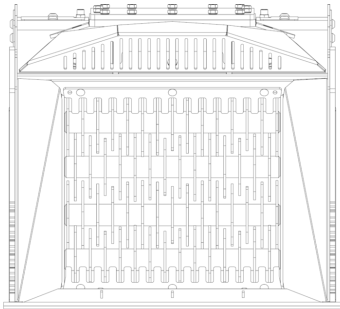
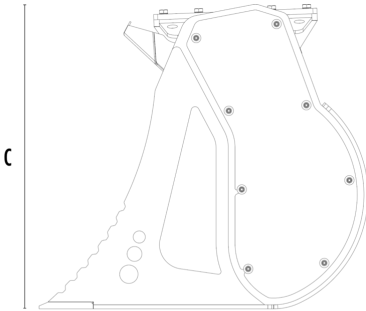


# SHAFTS SCREENER MB-HDS412



A



B










## SPECIFICATIONS



Recommended excavator	lb	22,050 - 30,860
Weight	lb	2,646
Load capacity	cy	0.72
Pressure	PSI	3,336 - 4,061
Oil flow rate*	gal/min	24 - 40
Size A	in	49
Size B	in	48
Size C	in	44

\* The minimum hydraulic flow rate value must be alongside the required operating pressure.

## SHAFT KIT

KIT	ADJUSTMENT*	APPLICATION
 <b>RQ8 Sifting kit</b>  <b>RQ20 Sifting kit</b>  <b>RQ50 Sifting kit</b>	0.30 in 0.8 in 2.0 in	Sifting damp/dry soil Soil Aeration
 <b>RM Mixer kit</b>		Soil Aeration Compost Aeration Charcoal reduction Glass reduction Drywall reduction
 <b>RE8 Fine sifting kit</b>  <b>RE16 Fine sifting kit</b>	0.30 in 0.60 in	Sifting damp/dry soil
 <b>RC Compost kit</b>	1.40 in	Shredding foliage and small branches Composting

\* Shafts in closed position.

## OPTIONAL ACCESSORIES

RQ8 Sifting kit	RQ20 Sifting kit
RQ50 Sifting kit	RM Mixer kit
RE8 Fine sifting kit	RE16 Fine sifting kit
RC Compost kit	Shaft holder
24 Month Warranty	

## APPLICATION AREAS



Road works



Tunnels



Enclosed spaces



Pipelines



Inert material recycling



Excavations



Urban construction sites



Foundries



Maintaining landscape and agricultural areas