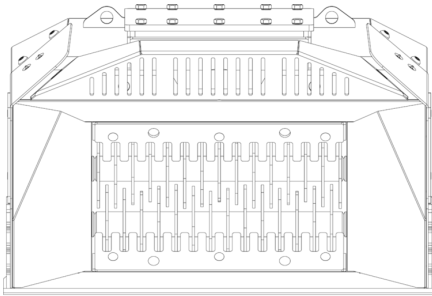
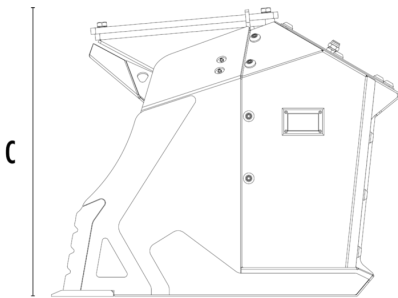



SHAFTS SCREENERS MB-HDS214






A



B










SPECIFICATIONS

 Recommended excavator	lb	19,840 - 28,660
 Recommended backhoe loader/loader*	lb	17,640 - 28,660
 Recommended skid steer loader*	lb	8,820 - 22,050
Weight	lb	1,087
Load capacity	cy	0.52
Pressure	PSI	2,901 - 3,626
Oil flow rate**	gal/min	20 - 32
Size A	in	54
Size B	in	44
Size C	in	37

* Please verify machine's Rated Operating Capacity

** The minimum hydraulic flow rate value must be alongside the required operating pressure

SHAFT KIT

KIT	ADJUSTMENT*	APPLICATION
 RQ8 Sifting kit	0.30 in	Sifting damp/dry soil Soil Aeration
 RQ20 Sifting kit	0.8 in	
 RQ50 Sifting kit	2.0 in	
 RM Mixer kit		Soil Aeration Compost Aeration Charcoal reduction Glass reduction Drywall reduction
 RE8 Fine sifting kit	0.30 in	Sifting damp/dry soil
 RE16 Fine sifting kit	0.60 in	
 RC Compost kit	1.40 in	Shredding foliage and small branches Composting

* Shafts in closed position.

OPTIONAL ACCESSORIES

RQ8 Sifting kit	RQ20 Sifting kit
RQ50 Sifting kit	RM Mixer kit
RE8 Fine sifting kit	RE16 Fine sifting kit
RC Compost kit	Shaft holder

24 Month warranty

APPLICATION AREAS



Road works



Tunnels



Enclosed spaces



Pipelines



Recycling aggregates



Excavations



Urban construction site



Foundries



Maintaining landscape and agricultural areas