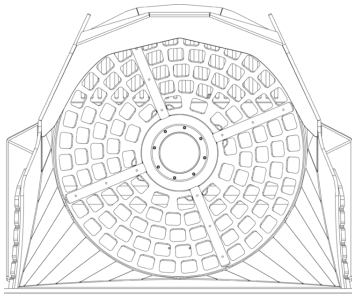
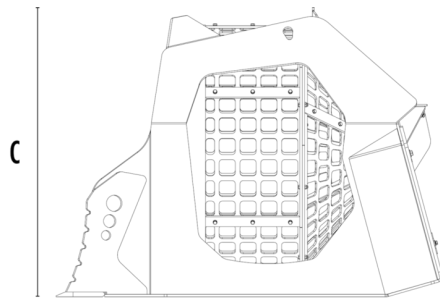


SCREENING BUCKET MB-LS220 S2





A



B



SPECIFICATIONS

 Recommended excavator	ton	-
 Recommended loader*	ton	15 - 25
Weight	ton	2,8
Load capacity	m ³	2,40
Pressure	bar	200 - 250
Back pressure	bar	< 20
Oil flow rate**	l/min	120 - 140
Basket diameter	mm	1600
Basket depth	mm	1225
Size A	mm	2180
Size B	mm	2355
Size C	mm	1790

* Please verify machine's Rated Operating Capacity

** The minimum hydraulic flow rate value must be alongside the required operating pressure

OPTIONAL ACCESSORIES

Hour meter

24 Month warranty

APPLICATION AREAS



Road works



Quarry



Mines



Tunnels



Enclosed spaces



Recycling aggregates



Maintaining landscape
and agricultural areas