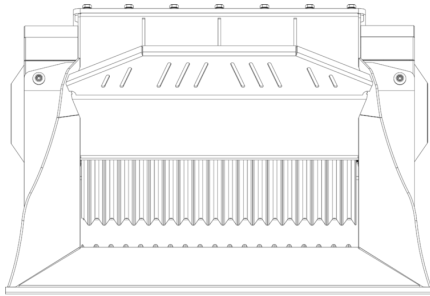

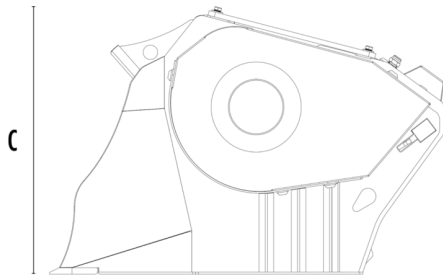


CRUSHER BUCKET MB-L120 S2






A



B



SPECIFICATIONS

	Recommended excavator	ton	7,5 - 12
	Recommended backhoe loader/loader*	ton	5 - 9
	Recommended skid steer loader*	ton	3 - 6
	Weight	ton	0,95
	Load capacity	m ³	0,19
	Pressure	bar	200 - 250
	Back pressure	bar	< 10
	Oil flow rate**	l/min	95 - 120
	Mouth width	mm	790
	Mouth height	mm	250
	Size A	mm	1230
	Size B	mm	1230
	Size C	mm	800

* Please verify machine's Rated Operating Capacity

** The minimum hydraulic flow rate value must be alongside the required operating pressure

OPTIONAL ACCESSORIES

Dust suppression kit

Hour meter

24 Month warranty

APPLICATION AREAS



Demolitions



Road works



Recycling aggregates



Urban construction site