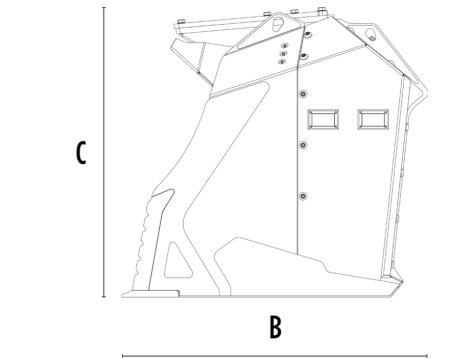
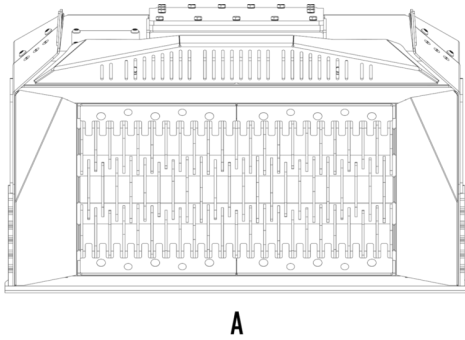




# SHAFTS SCREENERS MB-HDS320










## SPECIFICATIONS

	Recommended excavator	lb	39,680 - 55,910
	Recommended backhoe loader/loader*	lb	24,250 - 30,860
	Weight	lb	4,629
	Load capacity	cy	1.77
	Pressure	PSI	3,626 - 4,351
	Oil flow rate**	gal/min	32 - 42
	Size A	in	81
	Size B	in	53
	Size C	in	49

\* Please verify machine's Rated Operating Capacity

\*\* The minimum hydraulic flow rate value must be alongside the required operating pressure

## SHAFT KIT

KIT	ADJUSTMENT*	APPLICATION
 RQ8 Sifting kit	0.30 in	Sifting damp/dry soil
 RQ20 Sifting kit	0.8 in	Soil Aeration
 RQ50 Sifting kit	2.0 in	Soil Aeration Compost Aeration Charcoal reduction Glass reduction Drywall reduction
 RM Mixer kit		Soil Aeration Compost Aeration Charcoal reduction Glass reduction Drywall reduction
 RE8 Fine sifting kit	0.30 in	Sifting damp/dry soil
 RE16 Fine sifting kit	0.60 in	Sifting damp/dry soil
 RC Compost kit	1.40 in	Shredding foliage and small branches Composting

\* Shafts in closed position.

## OPTIONAL ACCESSORIES

RQ8 Sifting kit	RQ20 Sifting kit
RQ50 Sifting kit	RM Mixer kit
RE8 Fine sifting kit	RE16 Fine sifting kit
RC Compost kit	Shaft holder

## APPLICATION AREAS

