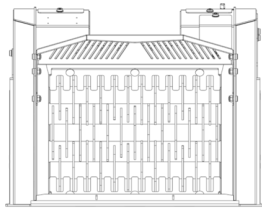
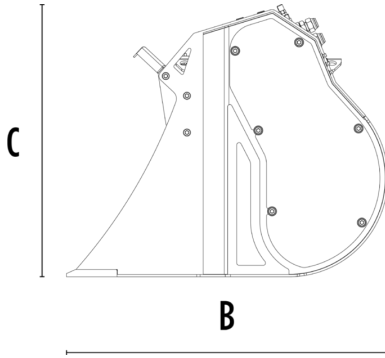


SHAFTS SCREENERS MB-HDS307





A



B

C

SPECIFICATIONS




	Recommended excavator	lb	5,510 - 11,020
	Recommended backhoe loader/loader*	lb	8,820 - 13,230**
	Weight	lb	375
	Load capacity	cy	0.1
	Pressure	PSI	2,901 - 3,191
	Oil flow rate***	gal/min	7 - 9
	Size A	in	30
	Size B	in	28
	Size C	in	23

* Please verify machine's Rated Operating Capacity

** Applicable only on the rear arm of the backhoe.

*** The minimum hydraulic flow rate value must be alongside the required operating pressure

SHAFT KIT

KIT	ADJUSTMENT*	APPLICATION
 RQ8 Sifting kit	0.30 in	Sifting damp/dry soil
 RQ15 Sifting kit	0.6 in	Soil Aeration
 RM Mixer kit		Soil Aeration Compost Aeration Charcoal reduction Glass reduction Drywall reduction

* Shafts in closed position.

OPTIONAL ACCESSORIES

RQ8 Sifting kit	RQ15 Sifting kit
RM Mixer kit	Shaft holder

APPLICATION AREAS



Road works



Tunnels



Enclosed spaces



Pipelines



Recycling aggregates



Excavations



Urban construction site



Foundries



Maintaining landscape and agricultural areas