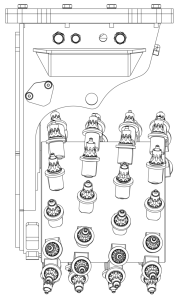
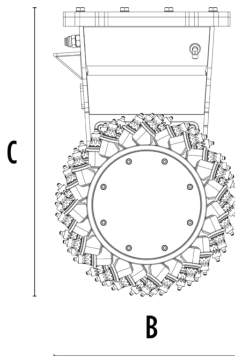



# DRUM CUTTER MB-R500



A



B



## SPECIFICATIONS



Recommended excavator lb 7,720 - 24,250



Recommended skid steer loader\* lb 7,720 - 13,230

Weight lb 661

Cutting width in 18

Pick force ft lb 14,456

Speed/Min. (minimum - maximum) rpm 80 - 120

Output torque Nm 5,000

Pressure PSI 4,351 - 5,076

Back pressure PSI < 58

Oil flow rate\*\* gal/min 16 - 32

Drum diameter in 20

Size A in 20

Size B in 20

Size C in 32

\* Please verify machine's Rated Operating Capacity

\*\* The minimum hydraulic flow rate value must be alongside the required operating pressure

## OPTIONAL ACCESSORIES

Dust suppression kit Interchangeable drum kit (low-set / full-set)

Rock and asphalt pick kits Drum cover kit

Cutting depth adjustment kit Cutter body rotation kit

Power transmission kit

## APPLICATION AREAS



Demolitions



Road works



Quarry



Mines



Tunnels



Enclosed spaces



Pipelines



Excavations



Urban construction site



Maintaining landscape and agricultural areas



Underwater works



Profiling