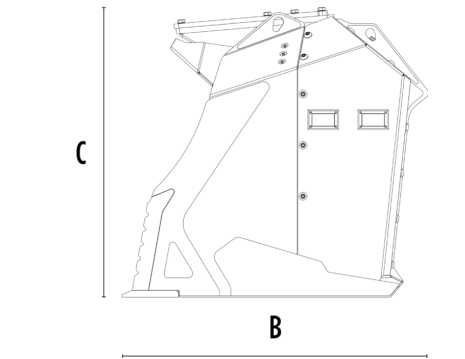
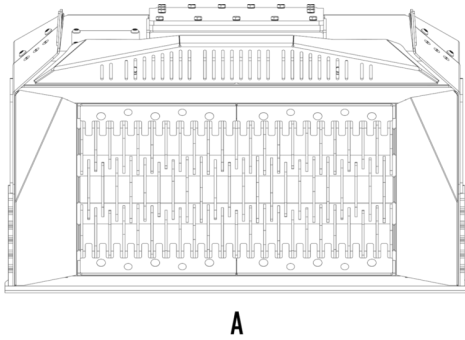




SHAFTS SCREENER MB-HDS320










SPECIFICATIONS

	Recommended excavator	ton	18 - 24
	Recommended backhoe loader/loader*	ton	11 - 14
	Weight	ton	2,1
	Load capacity	m ³	1.35
	Pressure	bar	250 - 300
	Oil flow rate**	l/min	120 - 160
	Size A	mm	2050
	Size B	mm	1350
	Size C	mm	1250

* Please verify machine's Rated Operating Capacity.
** The minimum hydraulic flow rate value must be alongside the required operating pressure.

SHAFT KIT

KIT	ADJUSTMENT*	APPLICATION
 RQ8 Sifting kit	8 mm	Sifting damp/dry soil Soil Aeration
 RQ20 Sifting kit	20 mm	
 RQ50 Sifting kit	50 mm	
 RM Mixer kit		Soil Aeration Compost Aeration Charcoal reduction Glass reduction Drywall reduction
 RE8 Fine sifting kit	8.5 mm	Sifting damp/dry soil
 RE16 Fine sifting kit	16 mm	
 RC Compost kit	36.5 mm	Shredding foliage and small branches Composting

* Shafts in closed position.

OPTIONAL ACCESSORIES

RQ8 Sifting kit	RQ20 Sifting kit
RQ50 Sifting kit	RM Mixer kit
RE8 Fine sifting kit	RE16 Fine sifting kit
RC Compost kit	Shaft holder
24 Month Warranty	

APPLICATION AREAS

