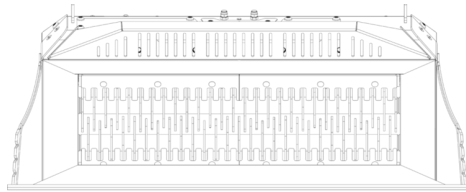
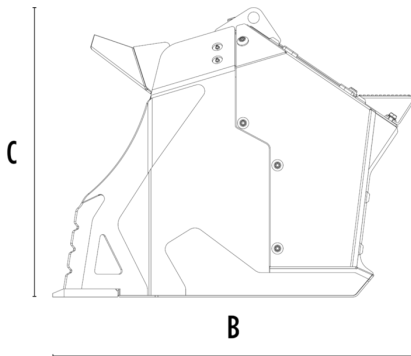



# SHAFTS SCREENERS MB-HDS220





A



B






## SPECIFICATIONS

 Recommended backhoe loader/loader*	lb	15,430 - 24,250
 Recommended skid steer loader*	lb	9,920 - 22,050
Weight	lb	2,205
Load capacity	cy	0.78
Pressure	PSI	3,336 - 4,061
Oil flow rate**	gal/min	24 - 70
Size A	in	87
Size B	in	42
Size C	in	35

\* Please verify machine's Rated Operating Capacity

\*\* The minimum hydraulic flow rate value must be alongside the required operating pressure

## SHAFT KIT

KIT	ADJUSTMENT*	APPLICATION
 RQ8 Sifting kit	0.30 in	Sifting damp/dry soil
 RQ20 Sifting kit	0.8 in	Soil Aeration
 RM Mixer kit		Soil Aeration Compost Aeration Charcoal reduction Glass reduction Drywall reduction

\* Shafts in closed position.

## OPTIONAL ACCESSORIES

RQ8 Sifting kit	RQ20 Sifting kit
RM Mixer kit	Shaft holder

## APPLICATION AREAS



Road works



Tunnels



Enclosed spaces



Pipelines



Inert material recycling



Excavations



Urban construction site



Foundries



Maintaining landscape and agricultural areas