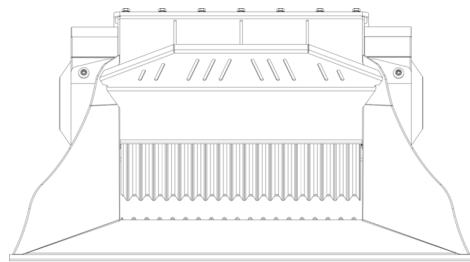
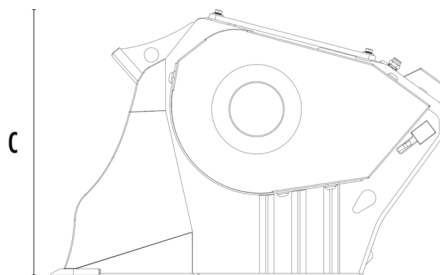



# CRUSHER BUCKET MB-L140 S2






A



B



## SPECIFICATIONS

	Recommended excavator	lb	16,540 - 28,660
	Recommended backhoe loader/loader*	lb	11,020 - 22,050
	Recommended skid steer loader*	lb	6,610 - 13,230
	Weight	lb	2,161
	Load capacity	cy	0.26
	Pressure	PSI	2,901 - 3,626
	Back pressure	PSI	< 145
	Oil flow rate**	gal/min	26 - 40
	Mouth width	in	31
	Mouth height	in	10
	Size A	in	60
	Size B	in	48
	Size C	in	31

\* Please verify machine's Rated Operating Capacity

\*\* The minimum hydraulic flow rate value must be alongside the required operating pressure

## OPTIONAL ACCESSORIES

Dust suppression kit

Hour meter

24 Month warranty

## APPLICATION AREAS



Demolitions



Road works



Recycling aggregates



Urban construction site