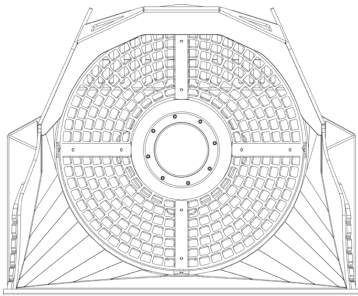

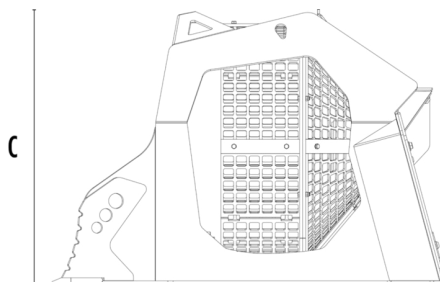


SCREENING BUCKET MB-LS170 S2





A



B



SPECIFICATIONS

 Recommended backhoe loader	lb	17,640 - 33,100
 Recommended loader*	lb	17,640 - 33,100
Weight	lb	3,197
Load capacity	cy	1.44
Pressure	PSI	2,321 - 2,901
Back pressure	PSI	< 290
Oil flow rate**	gal/min	21 - 26
Basket diameter	in	47
Basket depth	in	35
Size A	in	66
Size B	in	76
Size C	in	54

* Please verify machine's Rated Operating Capacity

** The minimum hydraulic flow rate value must be alongside the required operating pressure

OPTIONAL ACCESSORIES

Hour meter

24 Month warranty

APPLICATION AREAS



Road works



Quarry



Mines



Tunnels



Enclosed spaces



Recycling aggregates



Urban construction site



Maintaining landscape and agricultural areas