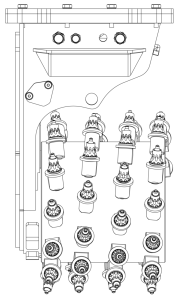
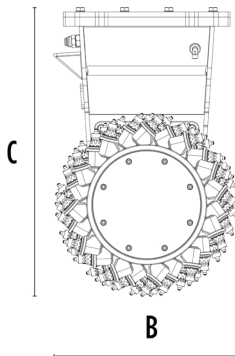



DRUM CUTTER MB-R500



A



B



SPECIFICATIONS



Recommended excavator

ton

3,5 - 11



Recommended skid steer loader*

ton

3,5 - 6

Weight

ton

0,3

Pressure

bar

300 - 350

Back pressure

bar

< 4

Oil flow rate**

l/min

60 - 120

Cutting width

mm

450

Pick force

N

19600

Speed/Min. (minimum - maximum)

rpm

80 - 120

Output torque

Nm

5000

Drum diameter

mm

500

Size A

mm

500

Size B

mm

500

Size C

mm

820

* Please verify machine's Rated Operating Capacity

** The minimum hydraulic flow rate value must be alongside the required operating pressure

OPTIONAL ACCESSORIES

Dust suppression kit

Interchangeable drum kit (low-set / full-set)

Rock and asphalt pick kits

Drum cover kit

Cutting depth adjustment kit

Cutter body rotation kit

Power transmission kit

APPLICATION AREAS



Demolitions



Road works



Quarry



Mines



Tunnels



Enclosed spaces



Pipelines



Excavations



Urban construction site



Maintaining landscape and agricultural areas



Underwater works



Profiling