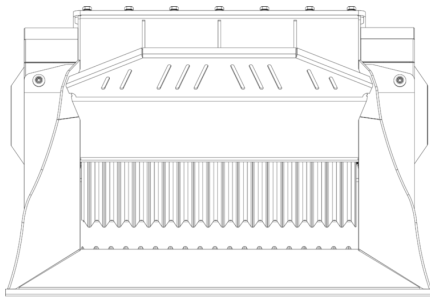

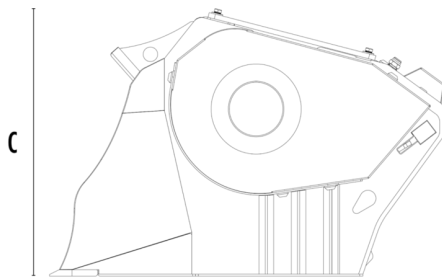


CRUSHER BUCKET MB-L120 S2






A



B



SPECIFICATIONS

 Recommended excavator	ton	7,5 - 12
 Recommended backhoe loader/loader*	ton	5 - 9
 Recommended skid steer loader*	ton	3 - 6
Weight	ton	0,95
Load capacity	m ³	0.19
Pressure	bar	200 - 250
Back pressure	bar	< 10
Oil flow rate**	l/min	95 - 120
Mouth width	mm	790
Mouth height	mm	250
Size A	mm	1230
Size B	mm	1230
Size C	mm	800

* Please verify machine's Rated Operating Capacity

** The minimum hydraulic flow rate value must be alongside the required operating pressure

OPTIONAL ACCESSORIES

Dust suppression kit

Hour meter

APPLICATION AREAS



Demolitions



Road works



Recycling aggregates



Urban construction site