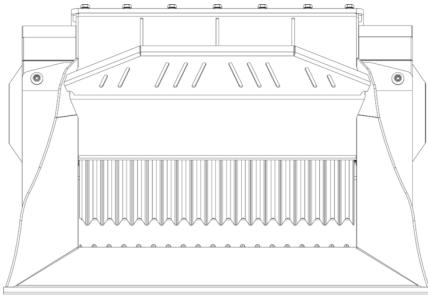

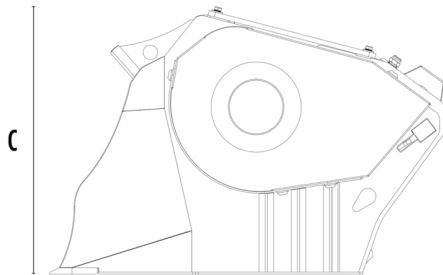


CRUSHER BUCKET MB-L120 S2



A






B

C



SPECIFICATIONS

| | | | |
|---|------------------------------------|---------|-----------------|
|  | Recommended excavator | lb | 16,540 - 26,460 |
|  | Recommended backhoe loader/loader* | lb | 11,020 - 19,840 |
|  | Recommended skid steer loader* | lb | 6,610 - 13,230 |
| | Weight | lb | 2,095 |
| | Load capacity | cy | 0.25 |
| | Pressure | PSI | 2,901 - 3,626 |
| | Back pressure | PSI | < 145 |
| | Oil flow rate** | gal/min | 25 - 32 |
| | Mouth width | in | 31 |
| | Mouth height | in | 10 |
| | Size A | in | 48 |
| | Size B | in | 48 |
| | Size C | in | 31 |

* Please verify machine's Rated Operating Capacity

** The minimum hydraulic flow rate value must be alongside the required operating pressure

OPTIONAL ACCESSORIES

Dust suppression kit

Hour meter

24 Month warranty

APPLICATION AREAS



Demolitions



Road works



Recycling aggregates



Urban construction site