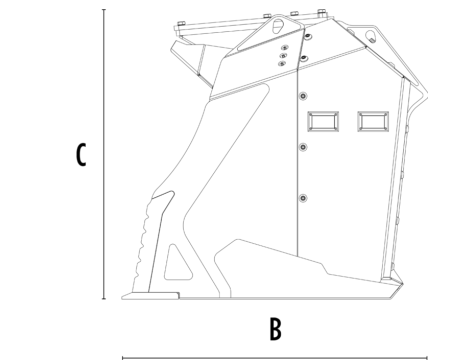
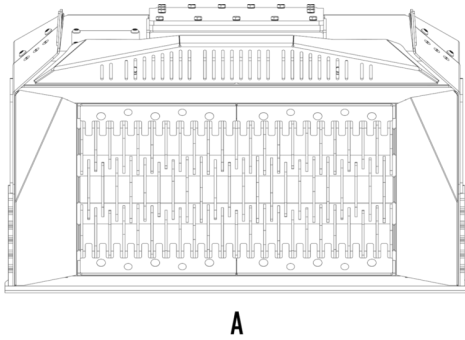




SHAFTS SCREENERS MB-HDS320










SPECIFICATIONS

| | | | |
|---|------------------------------------|---------|-----------------|
|  | Recommended excavator | lb | 39,680 - 55,910 |
|  | Recommended backhoe loader/loader* | lb | 24,250 - 30,860 |
| | Weight | lb | 4,629 |
| | Load capacity | cy | 1.77 |
| | Pressure | PSI | 3,626 - 4,351 |
| | Oil flow rate** | gal/min | 32 - 42 |
| | Size A | in | 81 |
| | Size B | in | 53 |
| | Size C | in | 49 |

* Please verify machine's Rated Operating Capacity

** The minimum hydraulic flow rate value must be alongside the required operating pressure

SHAFT KIT

| KIT | ADJUSTMENT* | APPLICATION |
|---|-------------|---|
|  RQ8 Sifting kit | 0.30 in | Sifting damp/dry soil |
|  RQ20 Sifting kit | 0.8 in | Soil Aeration |
|  RQ50 Sifting kit | 2.0 in | Soil Aeration Compost Aeration Charcoal reduction Glass reduction Drywall reduction |
|  RM Mixer kit | | Sifting damp/dry soil |
|  RE8 Fine sifting kit | 0.30 in | |
|  RE16 Fine sifting kit | 0.60 in | |
|  RC Compost kit | 1.40 in | Shredding foliage and small branches Composting |

* Shafts in closed position.

OPTIONAL ACCESSORIES

| | |
|----------------------|-----------------------|
| RQ8 Sifting kit | RQ20 Sifting kit |
| RQ50 Sifting kit | RM Mixer kit |
| RE8 Fine sifting kit | RE16 Fine sifting kit |
| RC Compost kit | Shaft holder |

APPLICATION AREAS

