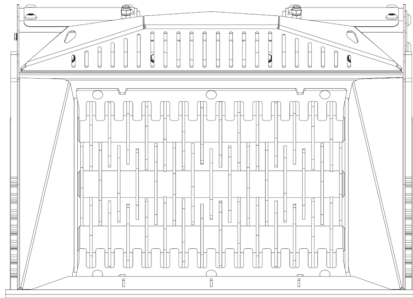
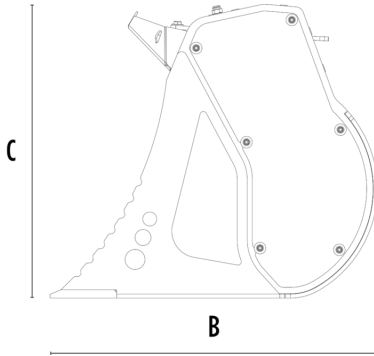


SHAFTS SCREENERS MB-HDS312



A



B








SPECIFICATIONS



Recommended excavator	lb	15,430 - 24,250
Weight	lb	1,587
Load capacity	cy	0.46
Pressure	PSI	2,901 - 3,626
Oil flow rate*	gal/min	20 - 26
Size A	in	49
Size B	in	39
Size C	in	35

* The minimum hydraulic flow rate value must be alongside the required operating pressure

SHAFT KIT

KIT	ADJUSTMENT*	APPLICATION
 RQ8 Sifting kit  RQ20 Sifting kit  RQ50 Sifting kit	0.30 in 0.8 in 2.0 in	Sifting damp/dry soil Soil Aeration
 RM Mixer kit		Soil Aeration Compost Aeration Charcoal reduction Glass reduction Drywall reduction
 RE8 Fine sifting kit  RE16 Fine sifting kit	0.30 in 0.60 in	Sifting damp/dry soil
 RC Compost kit	1.40 in	Shredding foliage and small branches Composting

* Shafts in closed position.

OPTIONAL ACCESSORIES

RQ8 Sifting kit	RQ20 Sifting kit
RQ50 Sifting kit	RM Mixer kit
RE8 Fine sifting kit	RE16 Fine sifting kit
RC Compost kit	Shaft holder

APPLICATION AREAS

