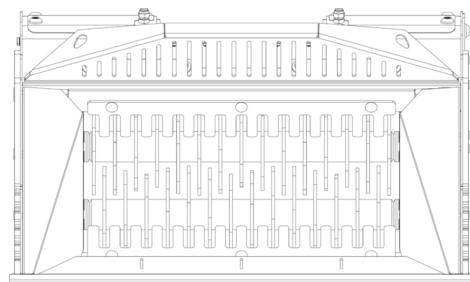
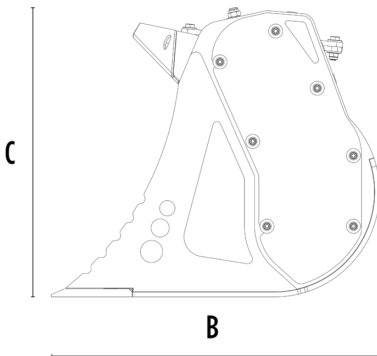



SHAFTS SCREENER MB-HDS212






A



B



SPECIFICATIONS








	Recommended excavator	ton	5 - 10
	Recommended backhoe loader/loader*	ton	8 - 9**
	Recommended skid steer loader*	ton	3 - 4
	Weight	ton	0,48
	Load capacity	m ³	0,15
	Pressure	bar	200 - 250
	Oil flow rate***	l/min	75 - 100
	Size A	mm	1220
	Size B	mm	815
	Size C	mm	710

* Please verify machine's Rated Operating Capacity.

** Installable on the backhoe loader boom only.

*** The minimum hydraulic flow rate value must be alongside the required operating pressure.

SHAFT KIT

KIT	ADJUSTMENT*	APPLICATION
 RQ8 Sifting kit	8 mm	Sifting damp/dry soil Soil Aeration
 RQ20 Sifting kit	20 mm	
 RQ50 Sifting kit	50 mm	
 RM Mixer kit		Soil Aeration Compost Aeration Charcoal reduction Glass reduction Drywall reduction
 RE8 Fine sifting kit	8.5 mm	Sifting damp/dry soil
 RE16 Fine sifting kit	16 mm	
 RC Compost kit	36.5 mm	Shredding foliage and small branches Composting

* Shafts in closed position.

OPTIONAL ACCESSORIES

RQ8 Sifting kit	RQ20 Sifting kit
RQ50 Sifting kit	RM Mixer kit
RE8 Fine sifting kit	RE16 Fine sifting kit
RC Compost kit	Shaft holder
24 Month Warranty	

APPLICATION AREAS



Road works



Tunnels



Enclosed spaces



Pipelines



Inert material recycling



Excavations



Urban construction sites



Foundries



Maintaining landscape and agricultural areas