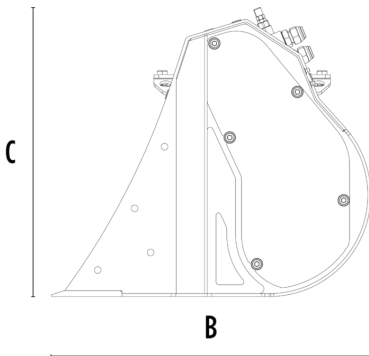
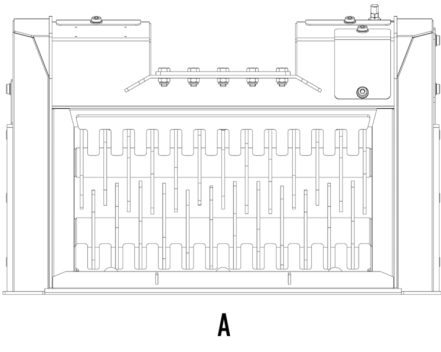




# SHAFTS SCREENERS MB-HDS207






## SPECIFICATIONS

	Recommended excavator	lb	2,860 - 6,170
	Recommended backhoe loader/loader*	lb	6,610 - 8,820**
	Weight	lb	216
	Load capacity	cy	0.07
	Pressure	PSI	2,901 - 3,191
	Oil flow rate***	gal/min	7 - 9
	Size A	in	29
	Size B	in	21
	Size C	in	19

\* Please verify machine's Rated Operating Capacity  
 \*\* Applicable only on the rear arm of the backhoe.  
 \*\*\* The minimum hydraulic flow rate value must be alongside the required operating pressure

## SHAFT KIT

KIT	ADJUSTMENT*	APPLICATION
 RQ8 Sifting kit	0.30 in	Sifting damp/dry soil
 RQ15 Sifting kit	0.6 in	Soil Aeration
 RM Mixer kit		Soil Aeration Compost Aeration Charcoal reduction Glass reduction Drywall reduction

\* Shafts in closed position.

## OPTIONAL ACCESSORIES

RQ8 Sifting kit	RQ15 Sifting kit
RM Mixer kit	Load capacity increase kit
Shaft holder	24 Month warranty

## APPLICATION AREAS

