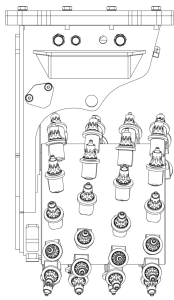
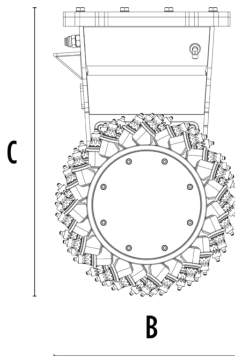



DRUM CUTTER MB-R500





A



B



SPECIFICATIONS

 Recommended excavator	lb	7,720 - 24,250
 Recommended skid steer loader*	lb	7,720 - 13,230
Weight	lb	661
Cutting width	in	18
Pick force	ft lb	14,456
Speed/Min. (minimum - maximum)	rpm	80 - 120
Output torque	Nm	5,000
Pressure	PSI	4,351 - 5,076
Back pressure	PSI	< 58
Oil flow rate**	gal/min	16 - 32
Drum diameter	in	20
Size A	in	20
Size B	in	20
Size C	in	32

* Please verify machine's Rated Operating Capacity.

** The minimum hydraulic flow rate value must be alongside the required operating pressure.

OPTIONAL ACCESSORIES

Dust suppression kit	Interchangeable drum kit (low-set / full-set)
Rock and asphalt picks kit	Drum cover kit
Cutting depth adjustment kit	Cutter body rotation kit
Power transmission kit	24 Month Warranty

APPLICATION AREAS



Demolitions



Road works



Quarry



Mines



Tunnels



Enclosed spaces



Pipelines



Excavations



Urban construction sites



Maintaining landscape and agricultural areas



Underwater works



Profiling