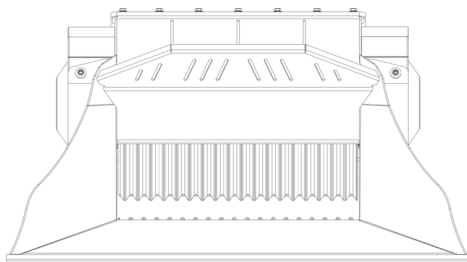
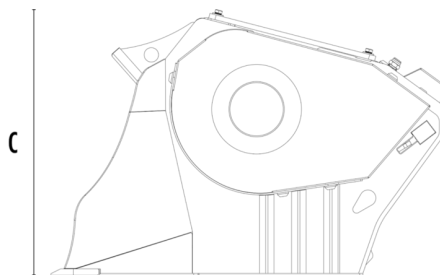



# CRUSHER BUCKET MB-L140 S2






A



B



## SPECIFICATIONS

	Recommended excavator	ton	7,5 - 13
	Recommended backhoe loader/loader*	ton	5 - 10
	Recommended skid steer loader*	ton	3 - 6
	Weight	ton	0,98
	Load capacity	m <sup>3</sup>	0,20
	Pressure	bar	200 - 250
	Back pressure	bar	< 10
	Oil flow rate**	l/min	98 - 150
	Mouth width	mm	800
	Mouth height	mm	250
	Size A	mm	1530
	Size B	mm	1230
	Size C	mm	800

\* Please verify machine's Rated Operating Capacity

\*\* The minimum hydraulic flow rate value must be alongside the required operating pressure

## OPTIONAL ACCESSORIES

Dust suppression kit \_\_\_\_\_ Hour meter \_\_\_\_\_

24 Month warranty \_\_\_\_\_

## APPLICATION AREAS



Demolitions



Road works



Recycling aggregates



Urban construction site