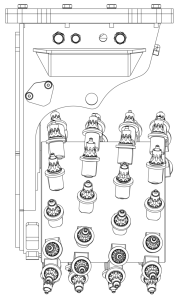
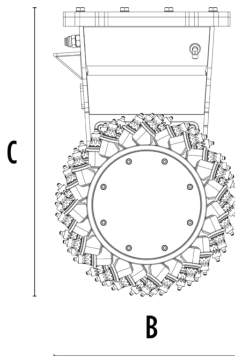



DRUM CUTTER MB-R500



A



B



SPECIFICATIONS



Recommended excavator lb 7,720 - 24,250



Recommended skid steer loader* lb 7,720 - 13,230

Weight lb 661

Cutting width in 18

Pick force ft lb 14,456

Speed/Min. (minimum - maximum) rpm 80 - 120

Output torque Nm 5,000

Pressure PSI 4,351 - 5,076

Back pressure PSI < 58

Oil flow rate** gal/min 16 - 32

Drum diameter in 20

Size A in 20

Size B in 20

Size C in 32

* Please verify machine's Rated Operating Capacity

** The minimum hydraulic flow rate value must be alongside the required operating pressure

OPTIONAL ACCESSORIES

Dust suppression kit Interchangeable drum kit (low-set / full-set)

Rock and asphalt pick kits Drum cover kit

Cutting depth adjustment kit Cutter body rotation kit

Power transmission kit 24 Month warranty

APPLICATION AREAS



Demolitions



Road works



Quarry



Mines



Tunnels



Enclosed spaces



Pipelines



Excavations



Urban construction site



Maintaining landscape and agricultural areas



Underwater works



Profiling