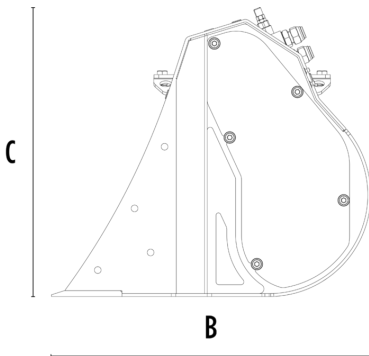
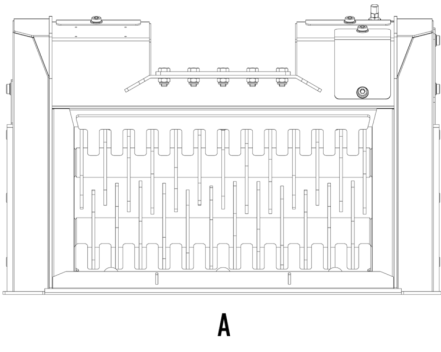




SHAFTS SCREENERS MB-HDS207






SPECIFICATIONS

	Recommended excavator	lb	2,860 - 6,170
	Recommended backhoe loader/loader*	lb	6,610 - 8,820**
	Weight	lb	216
	Load capacity	cy	0.07
	Pressure	PSI	2,901 - 3,191
	Oil flow rate***	gal/min	7 - 9
	Size A	in	29
	Size B	in	21
	Size C	in	19

* Please verify machine's Rated Operating Capacity
 ** Applicable only on the rear arm of the backhoe.
 *** The minimum hydraulic flow rate value must be alongside the required operating pressure

SHAFT KIT

KIT	ADJUSTMENT*	APPLICATION
 RQ8 Sifting kit	0.30 in	Sifting damp/dry soil
 RQ15 Sifting kit	0.6 in	Soil Aeration
 RM Mixer kit		Soil Aeration Compost Aeration Charcoal reduction Glass reduction Drywall reduction

* Shafts in closed position.

OPTIONAL ACCESSORIES

RQ8 Sifting kit	RQ15 Sifting kit
RM Mixer kit	Load capacity increase kit
Shaft holder	

APPLICATION AREAS

