





CRUSHER BUCKET

MB-L200 S2



SPECIFICATIONS

	Recommended excavator	ton	12 - 17
	Recommended backhoe loader/loader*	ton	7 - 12
	Recommended skid steer loader*	ton	6 - 8
	Weight	ton	1,5
	Load capacity	m ³	0,43
	Pressure	bar	200 - 280
	Back pressure	bar	< 10
	Oil flow rate**	l/min	120 - 200
	Mouth width	mm	1185
	Mouth height	mm	280
	Size A	mm	2030
	Size B	mm	1435
	Size C	mm	835

* Please verify machine's Rated Operating Capacity

** The minimum hydraulic flow rate value must be alongside the required operating pressure

OPTIONAL ACCESSORIES

Dust suppression kit _____ Hour meter _____

24 Month warranty _____

APPLICATION AREAS



Demolitions



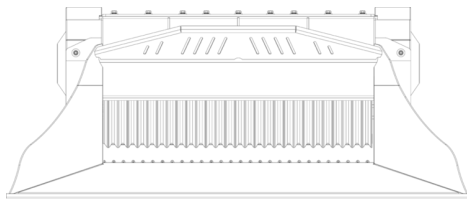
Road works



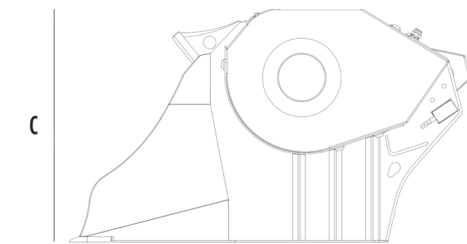
Recycling aggregates



Urban construction site



A



B

