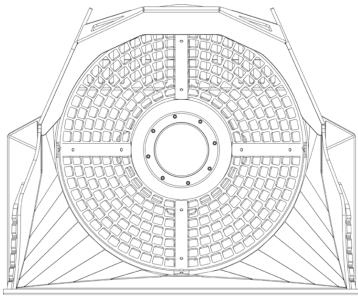

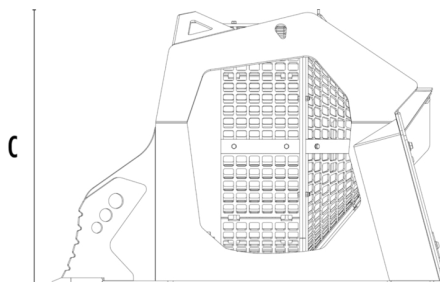


# SCREENING BUCKET MB-LS170 S2





A



B



## SPECIFICATIONS

 Recommended backhoe loader	lb	17,640 - 33,100
 Recommended loader*	lb	17,640 - 33,100
Weight	lb	3,197
Load capacity	cy	1.44
Pressure	PSI	2,321 - 2,901
Back pressure	PSI	< 290
Oil flow rate**	gal/min	21 - 26
Basket diameter	in	47
Basket depth	in	35
Size A	in	66
Size B	in	76
Size C	in	54

\* Please verify machine's Rated Operating Capacity

\*\* The minimum hydraulic flow rate value must be alongside the required operating pressure

## OPTIONAL ACCESSORIES

Hour meter

24 Month warranty

## APPLICATION AREAS



Road works



Quarry



Mines



Tunnels



Enclosed spaces



Recycling aggregates



Urban construction site



Maintaining landscape and agricultural areas