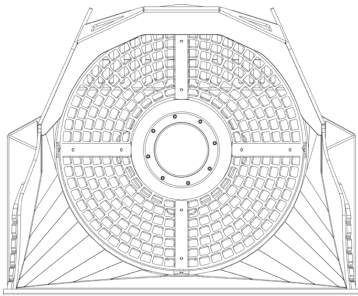

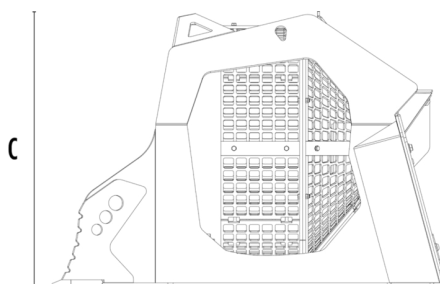


SCREENING BUCKET MB-LS170 S2






A



B



SPECIFICATIONS

 Recommended excavator	ton	-
 Recommended backhoe loader	ton	8 - 15
 Recommended loader*	ton	8 - 15
Weight	ton	1,45
Load capacity	m ³	1,10
Pressure	bar	160 - 200
Back pressure	bar	< 20
Oil flow rate**	l/min	80 - 100
Basket diameter	mm	1200
Basket depth	mm	900
Size A	mm	1670
Size B	mm	1930
Size C	mm	1360

* Please verify machine's Rated Operating Capacity

** The minimum hydraulic flow rate value must be alongside the required operating pressure

OPTIONAL ACCESSORIES

Hour meter

24 Month warranty

APPLICATION AREAS



Road works



Quarry



Mines



Tunnels



Enclosed spaces



Recycling aggregates



Urban construction site



Maintaining landscape and agricultural areas