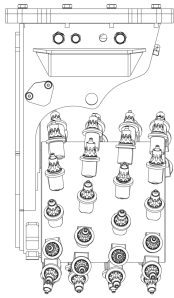
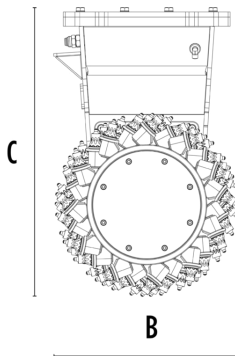



DRUM CUTTER MB-R500



A



B



SPECIFICATIONS



Recommended excavator ton 3,5 - 11



Recommended skid steer loader* ton 3,5 - 6

Weight ton 0,3

Pressure bar 300 - 350

Back pressure bar < 4

Oil flow rate** l/min 60 - 120

Cutting width mm 450

Pick force N 19600

Speed/Min. (minimum - maximum) rpm 80 - 120

Output torque Nm 5000

Drum diameter mm 500

Size A mm 500

Size B mm 500

Size C mm 820

* Please verify machine's Rated Operating Capacity

** The minimum hydraulic flow rate value must be alongside the required operating pressure

OPTIONAL ACCESSORIES

Dust suppression kit Interchangeable drum kit (low-set / full-set)

Rock and asphalt pick kits Drum cover kit

Cutting depth adjustment kit Cutter body rotation kit

Power transmission kit

APPLICATION AREAS



Demolitions



Road works



Quarry



Mines



Tunnels



Enclosed spaces



Pipelines



Excavations



Urban construction site



Maintaining landscape and agricultural areas



Underwater works



Profiling