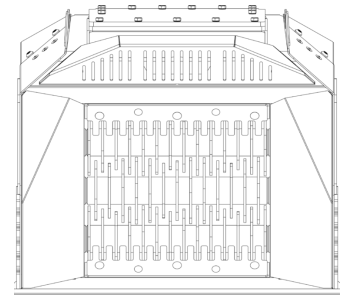
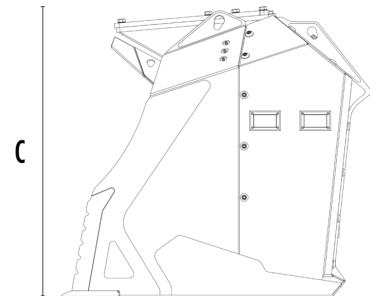


20 - 13	ton	Escavatore consigliato
14 - 9	ton	Terna/Pala consigliata
1,4	ton	Peso
0,90	m ³	Capacità di carico
280 - 230	bar	Pressione
160 - 100	l/min	Portata d'olio
1430	mm	Dimensione A
1350	mm	Dimensione B
1250	mm	Dimensione C




A



C

B



- mm 8
- mm 20
- mm 50
- mm 8.5
- mm 16
- mm 36.5

الملحقات الاختيارية



