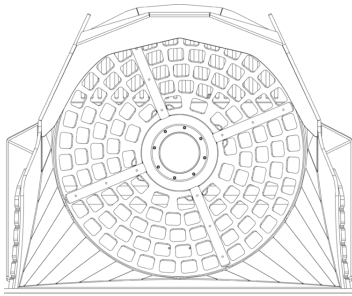
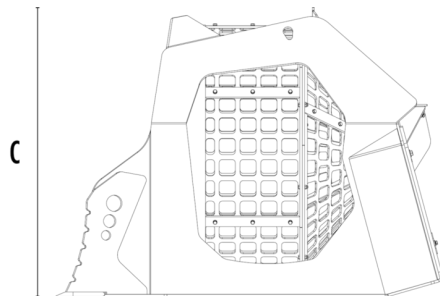


# SCREENING BUCKET MB-LS220 S2





A



B



## SPECIFICATIONS

 Recommended excavator	ton	-
 Recommended loader*	ton	15 - 25
Weight	ton	2,8
Load capacity	m <sup>3</sup>	2,40
Pressure	bar	200 - 250
Back pressure	bar	< 20
Oil flow rate**	l/min	120 - 140
Basket diameter	mm	1600
Basket depth	mm	1225
Size A	mm	2180
Size B	mm	2355
Size C	mm	1790

\* Please verify machine's Rated Operating Capacity

\*\* The minimum hydraulic flow rate value must be alongside the required operating pressure

## OPTIONAL ACCESSORIES

Hour meter

24 Month warranty

## APPLICATION AREAS



Road works



Quarry



Mines



Tunnels



Enclosed spaces



Recycling aggregates



Maintaining landscape and agricultural areas