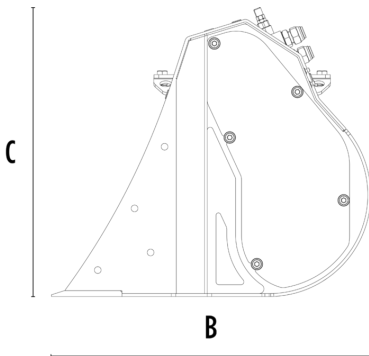
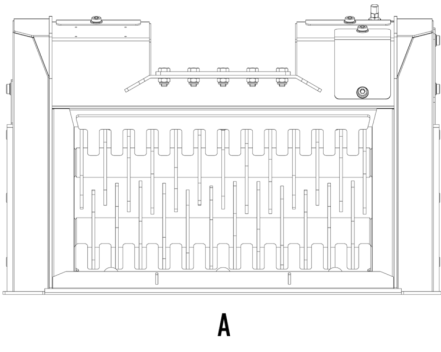




SHAFTS SCREENERS MB-HDS207






SPECIFICATIONS

	Recommended excavator	ton	1,3 - 2,8
	Recommended backhoe loader/loader*	ton	3 - 4**
	Weight	ton	0,098
	Load capacity	m ³	0.05
	Pressure	bar	200 - 220
	Oil flow rate***	l/min	25 - 35
	Size A	mm	740
	Size B	mm	545
	Size C	mm	495

* Please verify machine's Rated Operating Capacity
 ** Applicable only on the rear arm of the backhoe.
 *** The minimum hydraulic flow rate value must be alongside the required operating pressure

SHAFT KIT

KIT	ADJUSTMENT*	APPLICATION
 RQ8 Sifting kit	8 mm	Sifting damp/dry soil
 RQ15 Sifting kit	15 mm	Soil Aeration
 RM Mixer kit		Soil Aeration Compost Aeration Charcoal reduction Glass reduction Drywall reduction

* Shafts in closed position.

OPTIONAL ACCESSORIES

RQ8 Sifting kit	RQ15 Sifting kit
RM Mixer kit	Load capacity increase kit
Shaft holder	

APPLICATION AREAS

