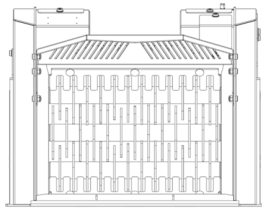
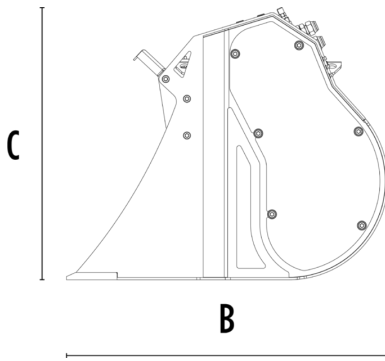


SHAFTS SCREENERS MB-HDS307





A



B

C

SPECIFICATIONS




	Recommended excavator	lb	5,510 - 11,020
	Recommended backhoe loader/loader*	lb	8,820 - 13,230**
	Weight	lb	375
	Load capacity	cy	0.10
	Pressure	PSI	2,901 - 3,191
	Oil flow rate***	gal/min	7 - 9
	Size A	in	30
	Size B	in	28
	Size C	in	23

* Please verify machine's Rated Operating Capacity

** Applicable only on the rear arm of the backhoe.

*** The minimum hydraulic flow rate value must be alongside the required operating pressure

SHAFT KIT

KIT	ADJUSTMENT*	APPLICATION
 RQ8 Sifting kit	0.30 in	Sifting damp/dry soil
 RQ15 Sifting kit	0.6 in	Soil Aeration
 RM Mixer kit		Soil Aeration Compost Aeration Charcoal reduction Glass reduction Drywall reduction

* Shafts in closed position.

OPTIONAL ACCESSORIES

RQ8 Sifting kit	RQ15 Sifting kit
RM Mixer kit	Shaft holder
24 Month warranty	

APPLICATION AREAS

