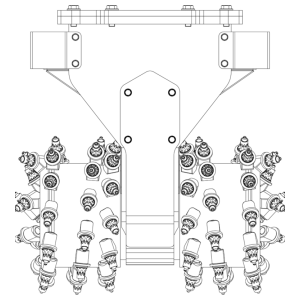
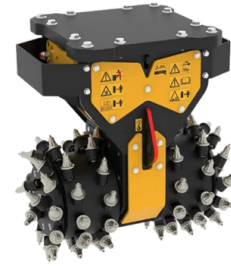
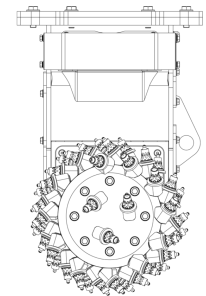


13 - 6	ton	Escavatore consigliato
10 - 6	ton	Minipala consigliata
0,6	ton	Peso
350 - 300	bar	Pressione
4 >	bar	Contropressione
180 - 110	l/min	Portata d'olio
890	mm	Larghezza di taglio
19600	N	Forza su dente
110 - 80	rpm	Velocità/Min. (minima - massima)
5000	Nm	Coppia in uscita
500	mm	Diametro tamburo
895	mm	Dimensione A
500	mm	Dimensione B
930	mm	Dimensione C



A



C

B

الملحقات الاختيارية

